



## Anthony Replacement Door Questionnaire

Bill to Company Name: \_\_\_\_\_

Contact Name: \_\_\_\_\_ E-mail: \_\_\_\_\_

Phone#: \_\_\_\_\_ Ext.: \_\_\_\_\_ Fax: \_\_\_\_\_

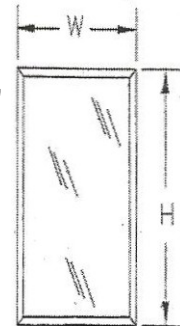
1. Anthony door W/O #: \_\_\_\_\_  
(May be on a label on top/bottom of the door)

2. Outside dimensions of the door: Width \_\_\_\_\_" \_\_\_\_\_" X Height \_\_\_\_\_" \_\_\_\_\_"  
(The height and width of the door needs to be measured to the closest 1/16 of an inch. Example 29"7"/16" x 65"1/16")

3. Manufacturer of case: \_\_\_\_\_

4. Model of Door: \_\_\_\_\_

5. Date the door was manufactured: \_\_\_\_\_  
(This information may be found between the panes of glass on the metal spacer or on the door label.)



6. Where is the gasket mounted?:      Door      Frame

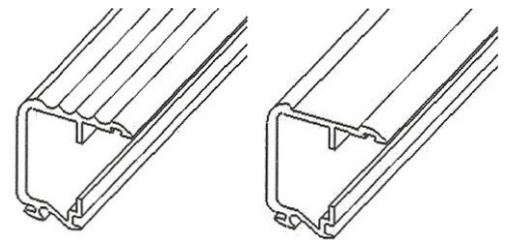
7. Door type:                      Freezer      Cooler

8. Number of glass panes?      2      3

9. Glass type:                      heated      non - heated

10. Door rail color:      Silver (chrome)      Black      Gold      Satin Silver

11. Door rail finish:      Smooth      Serrated



Serrated


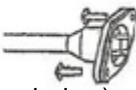
Smooth

12. Door rail width:      Wide (1 3/4")      Narrow (1 5/16")

13. Door hinge: (from the customer's side)      Left      Right

14. Color of handle \_\_\_\_\_, style and Insert:      Slimline      Trimline      Full Length      Other \_\_\_\_\_

15. Torque rod:      Round       Hex 

16. Top Hinge:      Hinge pin       One screw S-J cord       Two screw S-J cord

17. Where does the hold - open arm attach on the door? (See below)

- OPTION 1 - SURFACE STANDOFF STD. GEO  
(TOP OF THE DOOR RAIL 3" AWAY FROM THE HINGE PIN)
- OPTION 2 - SURFACE STANDOFF REV. GEO  
(TOP OF THE DOOR RAIL 7" AWAY FROM THE HINGE PIN)
- OPTION 3 - CAMEL BACK STD. GEO.  
(BOTTOM OF THE GASKET 3" AWAY FROM THE HINGE PIN)
- OPTION 4- CAMEL BACK REV. GEO.  
(BOTTOM OF THE GASKET 3" AWAY FROM THE HINGE PIN)

